

Clamps

for Plastic Tubing & Hose



Recommended for  **BrewSavor**
by NewAge Industries

ESOP Employee Owned
for Your Benefit

 **NEWAGE**
INDUSTRIES

Fluid Transfer Specialists®

Ear Type Clamps

- Oetiker ear type clamps “breathe” and adapt to the expansion and contraction of hose affected by thermodynamics or aging — no need to retighten
- Clamps are lightweight and compact — important when bulky screw-type clamps interfere with limited-space applications
- Provides a tamper-proof seal without damage to the hose

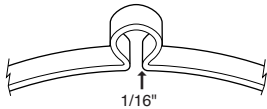


One Ear

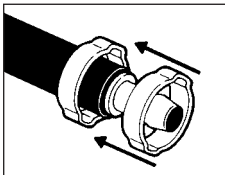
- Made of UNS S30400 (DIN 1.4301) stainless steel or SAE 1008/1010 (DIN 1.0338) zinc plated carbon steel
- Features a mechanical lock at the joint instead of a spot weld — prevents failure due to corrosion

Installation Notes

When installing OETIKER EAR TYPE CLAMPS, each ear must be crimped as recommended to obtain a proper seal. An incorrect installation may impair the connection. If a clamp ear can be closed all the way, the clamp size selected is probably too big, and the next smaller clamp should be used.



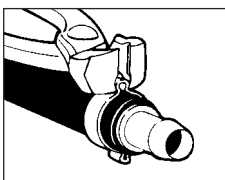
to Apply:



Position clamp on hose as shown.

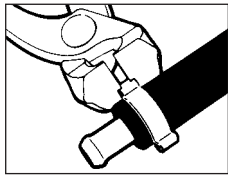


Give each ear a firm squeeze with your Oetiker Standard Jaw Pincers.




Where access to ear is difficult, use Oetiker Side Jaw or Narrow Jaw Pincers.

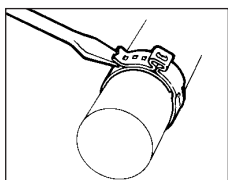
to Remove:



Grip outer edge of ear firmly and cut through with either pincers.



Cut ear by taking several small bites at its base with either pincers. Then grip ear firmly and twist off.



Stepless clamps may be easily removed by prying end up with a common screwdriver.

PART NO. STAINLESS STEEL	PART NO. ZINC PLATED	NOM. OD (IN.)	INCHES OPEN-CLOSED
582 0073	584 0072	3/8	.414 - .350
	584 0086	7/16	.444 - .381
582 0094	584 0093	15/32	.484 - .409
582 0101	584 0100	1/2	.524 - .449
582 0115	584 0114	35/64	.551 - .469
582 0122	584 0121	9/16	.571 - .496
582 0136	584 0135	5/8	.618 - .532
582 0150	584 0149	11/16	.669 - .594
582 0157	584 0156	23/32	.728 - .618
582 0164	584 0163	3/4	.779 - .669
582 0178	584 0177	13/16	.827 - .717
582 0192	584 0191	7/8	.890 - .780
582 0206	584 0205	15/16	.949 - .839
582 0220	584 0219	1	1.008 - .898
582 0234*	584 0233*	1-1/16	1.067 - .945
582 0248*	584 0247*	1-1/8	1.126 - 1.004
582 0262*	584 0261*	1-3/16	1.185 - 1.063
582 0276*	584 0275*	1-1/4	1.244 - 1.122
582 0290*	584 0289*	1-5/16	1.303 - 1.181
582 0304*	584 0303*	1-3/8	1.362 - 1.240
582 0318*	584 0317*	1-7/16	1.421 - 1.299
582 0325*		1-15/32	1.480 - 1.358
582 0332*	584 0331*	1-1/2	1.500 - 1.378
582 0346*	584 0345*	1-9/16	1.559 - 1.437

Larger sizes are available — call for details.

Notes

One Ear Special clamps are available through special order. These clamps feature a one-piece design made from spirally welded tubing to provide a strong grip with smooth inner and outer band surfaces. The one-ear design allows for easy access. Call for details.

Because each application has its own set of variables, application pressures vary. Field testing should be performed to determine the actual maximum pressure for the application.

*Limited stock availability; lead times and minimums may apply — call for details.

All Oetiker clamps sold in increments of 100 pieces.

Ear Type Clamps

One Ear Stepless



- UNS S30400 (DIN 1.4301) stainless steel
- Patented design guarantees 360° seal preventing leaks on soft or thin walled hose or tubing
- One-ear design allows easy accessibility

PART NO.	NOM. OD (IN.)	INCHES OPEN-CLOSED
582 5351	9/32	.275 - .228
582 5365	5/16	.315 - .268
582 5379	11/32	.343 - .275
582 5393	3/8	.374 - .307
582 5400	25/64	.394 - .327
582 5407*	13/32	.413 - .346
582 5435	15/32	.484 - .385
582 5449	1/2	.524 - .425
582 5463	17/32	.543 - .445
582 5470	35/64	.551 - .453
582 5477	9/16	.571 - .472
582 5505	5/8	.618 - .520
582 5533	11/16	.669 - .571
582 5547	23/32	.728 - .602
582 5561	3/4	.779 - .654
582 5617	7/8	.890 - .764
582 5645	15/16	.949 - .823
582 5673	1	1.008 - .882
582 5687	1-1/16	1.067 - .941
582 5701	1-1/8	1.126 - 1.000
582 5743*	1-5/16	1.303 - 1.177
582 5771*	1-7/16	1.421 - 1.295

Two Ear



- UNS S30400 (DIN 1.4301) stainless steel or SAE 1008/1010 (DIN 1.0338) zinc plated carbon steel
- One-piece design made from spirally welded tubing

PART NO. STAINLESS STEEL	PART NO. ZINC PLATED	NOM. OD (IN.)	INCHES OPEN-CLOSED
582 2670*	584 2669*	5/32	.161 - .122
	584 2676*	11/64	.177 - .138
582 2684	584 2683	3/16	.197 - .118
582 2712	584 2711	1/4	.276 - .197
582 2740	584 2739	5/16	.354 - .276
582 2768	584 2767	3/8	.433 - .319
582 2824	584 2823	1/2	.512 - .433
582 2852	584 2851	9/16	.591 - .492
582 2866	584 2865	19/32	.669 - .551
582 2880	584 2879	5/8	.708 - .591
582 2936	584 2935	3/4	.787 - .638
582 2964	584 2963	13/16	.866 - .713
582 2992	584 2991	7/8	.906 - .752
582 3020	584 3019	15/16	.984 - .831
582 3048	584 3047	1	1.063 - .886
582 3062	584 3061	1-1/16	1.102 - .945
582 3076	584 3075	1-1/8	1.220 - 1.035
582 3118	584 3117	1-5/16	1.339 - 1.154
582 3146	584 3145	1-7/16	1.457 - 1.260
582 3160	584 3159	1-1/2	1.575 - 1.378

*Limited stock availability; lead times and minimums may apply — call for details.

All Oetiker clamps sold in increments of 100 pieces.

PINCERS

- Use for proper crimping of clamps
- Durable steel construction
- Three styles to select from



Standard Jaw Pincer

PART NO.
980 0182

3/4" jaw width



Narrow Jaw Pincer

PART NO.
980 1000

3/8" jaw width for tight areas



Side Jaw Pincer

PART NO.
980 0203

Dual-purpose design allows clamps to be applied or removed in confined areas with pincers held parallel to the hose. May also be used like Standard Jaw Pincers; 3/4" jaw width.



Nylon Double Bond Hose Clamps



- Made of durable, black nylon 6-6, a U.L. Recognized Component
- Will not rust or corrode
- Easy to install and remove with hose in place; reusable
- Handles temperatures from -40°F to 340°F**
- Handles most moderate non-hydraulic pressure applications
- Patented double row of teeth ensures a strong bond that will not vibrate loose
- RoHS compliant
- Heat and light stabilized

Notes

KWIK CLAMPS are typically stored and shipped with a small amount of water. This helps to maintain physical properties and prevents the clamps from drying and/or cracking prior to use. Water does not harm the product.

**Values listed are typical for the material used in manufacture, except where noted, and are meant only as a guide to aid in design. Field testing should be performed to find the actual values for your application. Clamps must be used in higher pressure applications; testing recommended.

PART NO.	MIN. (IN.)	MAX. (IN.)	BAND WIDTH (IN.)	BAND THICKNESS (IN.)
570 0072	.220	.256	.17	.055
570 0149	.256	.311	.18	.063
570 0226	.311	.362	.18	.063
570 0303	.362	.406	.18	.067
570 0380	.402	.465	.23	.067
570 0457	.472	.543	.24	.067
570 0534	.516	.594	.28	.079
570 0611	.591	.673	.28	.079
570 0688	.670	.752	.27	.083
570 0765	.713	.811	.28	.083
570 0842	.799	.906	.25	.083
570 0919	.874	.980	.28	.079
570 0996	.965	1.087	.28	.083
570 1073	1.043	1.161	.29	.087
570 1150	1.134	1.268	.35	.079
570 1227	1.260	1.370	.36	.087
570 1304	1.350	1.492	.35	.083
570 1381*	1.496	1.614	.36	.083
570 1458	1.580	1.740	.35	.087
570 1535	1.701	1.819	.35	.087
570 1612*	1.811	1.988	.35	.083
570 1689	1.909	2.118	.35	.083
570 1766*	2.087	2.224	.35	.083
570 1843*	2.165	2.382	.37	.091
570 1997*	2.591	2.823	.36	.102
570 2074*	2.756	2.969	.36	.102
570 2151*	2.941	3.169	.36	.102
570 2228*	3.142	3.346	.35	.114
570 2305*	3.350	3.567	.35	.102
570 2382*	3.846	4.020	.34	.102
570 2459*	4.146	4.402	.35	.102

*Limited stock availability; lead times and minimums may apply — call for details.

All part numbers up to and including 570 1304 sold in bags of 100 pieces. All others sold in bags of 50 pieces.

- Ideal®-Tridon® branded clamps
- All-steel construction for durability
- Miniature, marine grade, and lined types available
- Simple screw tightening method
- Wide range of uses

■ Note that sizes are listed first due to the variety of materials offered

MINIATURE CLAMPS

DIAMETER RANGE (IN.)			SERIES 52M	SERIES 300	SERIES 62M
NOM.	MIN.	MAX.	PART NO.	PART NO.	PART NO.
3/8	7/32	5/8	580 1257		580 1992
1/2	5/16	7/8	580 1292		580 2027
9/16	7/16	1		580 1327	580 2062
5/8	1/2	1-1/16		580 1362*	580 2097
3/4	9/16	1-1/4		580 1397	580 2132
1	11/16	1-1/2		580 1432	580 2167
1-1/4	7/8	1-3/4		580 1467*	580 2202

STANDARD CLAMPS

DIAMETER RANGE (IN.)			SERIES 611	SERIES 620	SERIES 225
NOM.	MIN.	MAX.	PART NO.	PART NO.	PART NO.
13/16	9/16	1-1/16	580 2762	580 4827	580 0067
7/8	9/16	1-1/4	580 2797	580 4862	580 0102
1-1/16	11/16	1-1/2	580 2832	580 4897	580 0137 *
1-1/4	3/4	1-3/4	580 2867	580 4932	580 0172
1-1/2	1-1/16	2	580 2902	580 4967	580 0207
1-3/4	1-5/16	2-1/4	580 2937	580 5002	580 0242 *
2	1-9/16	2-1/2	580 2972	580 5037	580 0277
2-1/4	1-13/16	2-3/4	580 3007 *	580 5072	580 0312 *
2-1/2	2-1/16	3	580 3042	580 5107	
2-3/4	2-5/16	3-1/4	580 3077	580 5142 *	580 0382 *
3	2-9/16	3-1/2	580 3112	580 5177	580 0417
3-1/4	2-13/16	3-3/4	580 3147	580 5212 *	580 0452 *
3-1/2	3-1/16	4	580 3182	580 5247	580 0487 *
3-1/2	2-9/16	4-1/2	580 3217 *	580 5282	580 0522
4	3	5	580 3252 *	580 5317 *	580 0557
4-1/2	3-1/2	5-1/2		580 5352 *	580 0592 *
5	4	6		580 5387 *	580 0627 *
5-1/2	4-1/2	6-1/2	580 3357 *	580 5422 *	580 0662 *
6	5	7		580 5457 *	580 0697 *

LINED CLAMPS

DIAMETER RANGE (IN.)			SERIES 613
NOM.	MIN.	MAX.	PART NO.
3/4	5/8	13/16	580 3952 *
1-3/4	1-5/16	2-1/4	580 4162 *
2	1-9/16	2-1/2	580 4197 *
2-1/4	1-13/16	2-3/4	580 4232 *
2-1/2	2-1/16	3	580 4267 *

*Limited stock availability; lead times and minimums may apply — call for details.

All worm gear clamps sold in increments of 10 pieces.



Notes

SERIES 52M / 300 – Miniature

Band: 5/16" wide, 301 stainless steel ■ Housing: carbon steel, clear chromate dipped ■ Screw: combination 1/4" hex head slotted, 1018 carbon steel, clear chromate plated

SERIES 62M – Miniature, Automotive Grade

Band: 5/16" wide, 301 stainless steel ■ Housing: 301 stainless steel ■ Screw: combination 1/4" hex head slotted, 410 stainless steel

SERIES 611

Band: 1/2" wide, 201 stainless steel to 4" nom; 301 stainless steel 4-1/2" nom & above ■ Housing: 301 stainless steel ■ Screw: combination 5/16" hex head slotted, 1018 carbon steel, clear chromate plated

SERIES 620

Band: 1/2" wide, 301 stainless steel ■ Housing: 301 stainless steel ■ Screw: combination 5/16" hex head slotted, 305 stainless steel

SERIES 225 – Marine Grade

Band: 9/16" wide, 301 stainless steel ■ Housing: 301 stainless steel ■ Screw: combination 5/16" hex head slotted, 305 stainless steel

SERIES 613 – Lined Clamp for Soft Tubing

Lining prevents soft tubing, such as silicone, from extruding through band notches during clamp application ■ Band: 1/2" wide, 201 stainless steel ■ Lining: 301 stainless steel ■ Housing: 201 stainless steel ■ Screw: combination 5/16" hex head slotted, 1018 carbon steel, clear chromate plated




PVC A Wide Range of Styles

- Chemical and corrosion resistance with rubber-like flexibility
- Choose from various construction options: braid reinforced, unreinforced, rigid pipe, wire reinforced, push-on style, spiral reinforced
- NSF listed, DEHP free, and antimicrobial versions available
- Applications include general industrial, food, pharmaceutical and medical, protective coverings, insulation sleeving, equipment components, many more



Silicone Platinum or Peroxide Cured, Medical Grades

- Braid-Reinforced hose or unreinforced tubing
- Flexible, resilient, odorless
- Ingredients meet USP Class VI, FDA, and NSF-51 requirements
- Handles temperatures ranging from -100°F to 500°F
- Suction hose offers full vacuum rating



Polyurethane Braid-Reinforced or Unreinforced

- Select from reinforced hose or ester or ether based unreinforced tubing
- Naturally flexible – no plasticizers to migrate out and cause flow contamination
- Resistant to weathering, moisture, chemicals, petroleum products
- Well-suited for applications involving repeated flexing, vibration, abrasion situations, radiation exposure, impact

Request a Fittings & Clamps catalog

Inside you'll find details on all of NewAge Industries' barbed fittings and clamps. Catalogs for PVC, polyurethane, silicone, fluoropolymer, rubber, and semi-rigid tubing and hose are available, as well as push-to-connect fittings and custom products. Contact your NewAge Industries' sales representative or local distributor to request a copy of the catalog you need, or visit www.newageindustries.com.



Kwik Clamp, NewAge, "Fluid Transfer Specialists," and The "N" Logo are trademarks of NewAge® Industries, Inc. • Oetiker reg. TM Oetiker, Inc. • Ideal and Tridon reg. TMs Ideal Clamp Products, Inc.

WARRANTY: NewAge Industries' products are warranted to be free from defects in material and workmanship. Any product found to carry such defects will be replaced without charge. This warranty is limited only to the replacement of NewAge Industries' products, item for item, which after examination by NewAge Industries are deemed defective. NewAge Industries specifically disclaims any other liability. The data supplied is provided as a helpful guideline and is believed to be reliable; however, nothing stated shall constitute a guarantee, recommendation, or warranty for any application.

NOTICE: NewAge Industries, Inc. has been a privately owned corporation since 1954. Neither the corporation nor its principals are affiliated, in any way, with any other group or entity either representing themselves as or being referred to by the term New-Age.

© NewAge Industries, Inc. 2020 Specifications are subject to change without notice.

1/9/20

DISTRIBUTOR PARTNER



145 James Way
Southampton, PA 18966
www.newageindustries.com

800-50-NEWAGE
(800-506-3924)
215-526-2300

Fax: 800-837-1856
215-526-2190

info@newageindustries.com